



PRE-UNI NEW COLLEGE

Head Office: 5 The Crescent, Strathfield NSW 2135 PH: 9746 7000 FAX: 9746 6999
 Email: info@newcollege.edu.au Website: nsw.newcollege.com.au / www.cyberschool.com.au

Welcome to Pre-Uni New College Cyberschool!

Cyberschool is a special e-learning website (www.cyberschool.com.au) hosted by Pre-Uni New College and provides the extensive educational services to help students revise their entire Pre-Uni New College class work. Students can register for their own Cyberschool account to access its services.

Services vary depending on the course registered, and each service has its due date so students should enjoy all provided services until expiry as there is no extension.

Once registered Year 5 STTC Course, students can:

	Service Found At
<ul style="list-style-type: none"> ➤ download Module Answers of MR/TS week’s Workbook until the term finishes. ➤ download Vocabulary List to build strong vocabulary skills within given period. 	<p>MY COURSES > STTC > Extra Module Answer / Extra Material</p>
<ul style="list-style-type: none"> ➤ try MR/TS Workbook Practice Questions during MR/TS test weeks. ➤ try Vocabulary Practice Tests to build strong vocabulary skills within given period. 	<p>MY COURSES > STTC > Online Supplementary Test</p>
<ul style="list-style-type: none"> ➤ try STTC Challenge to review up to 15 questions missed in each subject tests the following 2 weeks. ➤ try MR/TS Extra Challenge questions after MR/TS Challenge. ➤ try 1+1 Reading test questions after Reading Challenge. 	<p>MY COURSES > STTC > Challenge</p>
<ul style="list-style-type: none"> ➤ try Top 5 Writing passage arrangement activities and review exemplars the following 2 weeks. 	<p>MY COURSES > STTC > Top 5 Writing</p>
<ul style="list-style-type: none"> ➤ watch Writing Review Video Lesson and do Writing Re-Test during MR/TS test weeks. 	<p>MY COURSES > STTC > Extra Video Lesson / Online Supplementary Test</p>
<ul style="list-style-type: none"> ➤ try GA Practice for Scholarship Test, Reading 310 and Master 27ES for more practice until the last day of next holiday. 	<p>EXTRA STUDY RESOURCES > GA for Scholarship / Reading 310 / Master 27ES</p>

YEAR 5 CYBERSCHOOL NEWSLETTER

17th October 2024

Below is the Overall Cyberschool Service Schedule for 2024 Term 4 Year 5 STTC Course.

Test Info	Test Review - STTC Challenge		Test Review - Top 5 Writing		Week	Writing Review Video Lesson		Writing Re-Test		MR/TS Workbook Answer	MR/TS Practice Question		Vocab List & Practice Test		Ranking Available
	Service Start	Service End	Service Start	Service End		Service Start	Service End	Service Start	Service End	Service Start	Service Start	Service End	Service Start	Service End	
Week 1 Test 14 MR/TS	19/10/2024	01/11/2024			Week 1					12/10/2024	12/10/2024	25/10/2024			19/10/2024
Week 2 Test 15 R/W	26/10/2024	08/11/2024	30/10/2024	12/11/2024	Week 2								19/10/2024	01/11/2024	26/10/2024
Week 3 Test 15 MR/TS	02/11/2024	15/11/2024			Week 3	26/10/2024	01/11/2024	26/10/2024	01/11/2024	26/10/2024	26/10/2024	08/11/2024			02/11/2024
Week 4 Test 16 R/W	09/11/2024	22/11/2024	13/11/2024	26/11/2024	Week 4								02/11/2024	15/11/2024	09/11/2024
Week 5 Test 16 MR/TS	16/11/2024	29/11/2024			Week 5	09/11/2024	15/11/2024	09/11/2024	15/11/2024	09/11/2024	09/11/2024	22/11/2024			16/11/2024
Week 6 Test 17 R/W	23/11/2024	06/12/2024	27/11/2024	10/12/2024	Week 6								16/11/2024	29/11/2024	23/11/2024

YEAR 5 CYBERSCHOOL NEWSLETTER

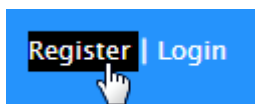
17th October 2024

Test Info	Test Review - STTC Challenge		Test Review - Top 5 Writing		Week	Writing Review Video Lesson		Writing Re-Test		MR/TS Workbook Answer	MR/TS Practice Question			Vocab List & Practice Test		Ranking Available
	Service Start	Service End	Service Start	Service End		Service Start	Service End	Service Start	Service Start		Service End	Service Start	Service End			
Week 7 Test 17 MR/TS	30/11/2024	13/12/2024			Week 7	23/11/2024	29/11/2024	23/11/2024	29/11/2024	23/11/2024	23/11/2024	06/12/2024			30/11/2024	
Week 8 Test 18 R/W	07/12/2024	20/12/2024	11/12/2024	24/12/2024	Week 8									30/11/2024	13/12/2024	07/12/2024
Week 9 Test 18 MR/TS	14/12/2024	27/12/2024			Week 9	07/12/2024	13/12/2024	07/12/2024	13/12/2024	07/12/2024	07/12/2024	20/12/2024			14/12/2024	
Week 10 Test 19 R/W	21/12/2024	03/01/2025	25/12/2024	07/01/2025	Week 10									14/12/2024	27/12/2024	21/12/2024
Week 11 Test 19 MR/TS	28/12/2024	10/01/2025			Week 11	21/12/2024	27/12/2024			21/12/2024	21/12/2024	03/01/2025			28/12/2024	

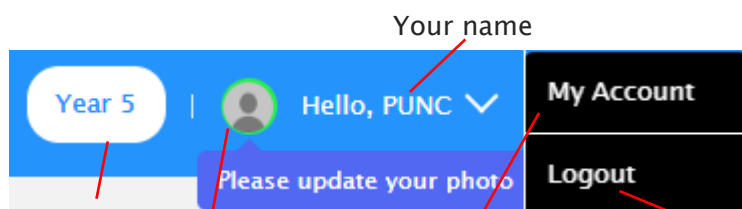
DISCLAIMER: DETAILS OF THE SERVICE SUBJECT TO CHANGE WITHOUT PRIOR NOTICE.
 WRITING RE-TEST SERVICE AVAILABLE ONLY FOR NORMAL TERMS.

How can I get my Cyberschool account?

1. Go to www.cyberschool.com.au.
2. Click 'Register' on the top right corner of the main page.



3. Enter your student id number, date of birth and email address in the registration fields. Click the 'Submit' button.
4. Once you have submitted, you will be given a verification email, where it will contain the activation link.
5. Check your email inbox to find the verification email from the Cyberschool team. If you can't find it in your inbox, check the junk folder. It will be there, if so, unmark it as junk.
6. Click on the activation link. If the link doesn't work, copy and paste the link into the address bar of your internet browser and press the enter key.
7. The link will open a window for password creation (Sign Up) page. Enter your desired password twice in the following fields and click Submit.
8. Once registered, you will be logged into the site. The login status bar is located on the top right of the page which looks like Fig 1 below. If you want to log out, click 'Logout'.
9. Next time you want to log in, click 'Login' and enter your student number and password.



Your grade

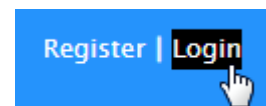
Click the icon to update your photo

My account information

Click here to log out

I forgot my password.

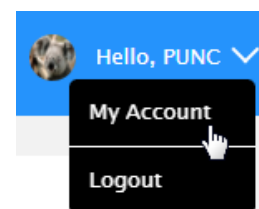
1. Click 'Login' at the top right of the page.



2. Click 'Forgot your password?' menu next to the Login button.
3. Enter your student id number, date of birth, email address and click 'Submit'.
4. Check your email account for your temporary password.
5. Log on to the Cyberschool with your temporary password.

How can I change my password?

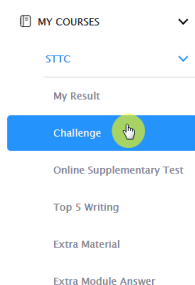
1. Log on to the Cyberschool and click 'My Account' on the top right corner of the main page.



2. Click 'Change my password' menu and enter new password twice then click 'Submit'.
3. A confirmation message will appear.

How to Access the STTC Review (STTC Challenge)

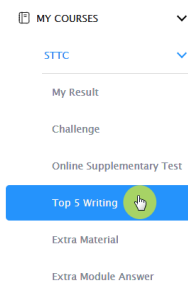
1. [Fig. 1] Go to ‘Challenge’ below ‘MY COURSES > STTC’ menu in the menu bar.



2. Read and agree to the Conditions of Use.
3. STTC Challenge page will appear with the test number and challenge (retest/review) period.
4. Click on the test subject – Reading, Mathematical Reasoning or Thinking Skills.
5. Click ‘Start Retest’ button to begin the retest. Attempt the questions under the test condition and click Finish to check the result.
6. Revise and retry the questions (using Review & Try Again buttons) until you got all correct answers.
7. After completion of **MR & TS Challenge**, students can attempt extra challenge questions (5 questions for each subject) during the challenge period.
8. After completion of **Reading Challenge**, students can attempt additional reading test (**1+1 Reading**) during the challenge period. The test will be online format at the Cyberschool and contains 30 questions to be completed in 40 minutes.

How to Access the STTC Top 5 Writing

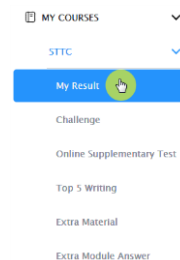
1. [Fig. 2] Go to ‘Top 5 Writing’ below ‘MY COURSES > STTC’ menu in the menu bar.



2. Click test number to review.
3. Attempt passage arrangement activities (5 top-level student responses).

How to Access My STTC Result Page

1. Click ‘My Result’ below ‘MY COURSES > STTC’ menu in the menu bar.



2. [Fig. 3] Click ‘Selectice Trial Test Course’ tab. You will then be able to see following information.
 - raw score of the test (on the next day)
 - online test report (on the next day)
 - ranking of the test (one week later)
 - overall score (after completion of all tests)
 - overall ranking (after completion of all tests)
 - STTC online review link (when applicable)
3. [Fig. 4] On the online version test report, you will see following information.
 - MR&TS Decription guide video links
 - student’s raw score (red diamond) and band score in the test (10%/15%/25%/50% of students who sat the test)
 - each question’s level of difficulty (0%–100%)

[Fig. 1]

STTC Challenge ?

Mathematical Reasoning Thinking Skills Reading

[No.14 \(T4 Wk1\)](#) **STTC Test Number**

Challenge Period: 19 October 2024 – 1 November 2024

"There are no shortcuts to any place worth going."

When you **FINISH** reviewing Challenging, **NEW** Challenging questions will be revealed.

Start Retest **Click the 'Start Retest' button to reattempt questions.**

Challenge 1

No.	Time Retest	Raw Score	Score (%)	Wrong Question Number	Action
Retest 1		5/5	100%	Well done, try and review more questions below.	Review

Once you answered all questions correctly, you can click the review button and review the questions with worked answers.

CONGRATULATIONS!

Well done. You have finished all the Review Challenge. For further advanced practice, 1+1 reading questions for you are activated*.

Click Here **Once you completed the retest, check here if you have more questions to try.**

* These questions can only be accessed once the Review Challenge is completed and cannot be requested separately.

[Fig. 2]

Top 5 STTC Writings as Exemplars

Top-level student responses are provided as Exemplars.

To view the Exemplar, click on the writing number. When you click, a passage arrangement activity will appear.

After completing this, you can provide feedback on the student's writing.

Once all five have been completed, you will be able to see the students' names and their rankings.

Use these resources to improve your writing techniques and strategies.

By understanding the flow of writing through the passage arrangement activity,

you will enhance your writing skills and perform better on problems that require a strong sense of flow.

STTC Test Number

View Ranking

Test No	Writing	Score	Action
14	Writing 1	N/A	Start

Click the 'Start' button to attempt passage arrangement activity.

[Fig. 3]

My Result

Click the 'Review' button to attempt STTC Challenge.

Your ranking in the test / total number of test-takers.

Overall score in the STTC.

Click the score to view detailed report.

Band score for the test.

STTC No.14	Score	Rank	Score	Rank	Score	Rank	Score	Rank
	18	25	308	811	18	25	388	812
	32	10	22	1388	29	10	60	1388
	74.10	100	47	1521				

[Fig. 4]

Category	Description	Correct(%)	Correct	Raw Score	Band
Measurement and Data	Arithmetic Operations-Fractions	13%	X	25	
Number	Arithmetic Operations-Rates	21%	X	26	
Number	Arithmetic Operations-Edge-Mass	28%	X	27	
Number	Arithmetic Operations-Mixed (Multiple Operations)	39%	X	28	
Number	Arithmetic Operations-Percentages	40%	X	31	the test
Number	Arithmetic Operations-Ratios	41%	X	30	
Number and Algebra	Algebra-Determining Unknowns	42%	X	29	15% of students who sat the test
Space and Geometry	Shape Problems-Symmetry	43%	X	28	
Measurement and Data	Geometric Operations-Area	45%	X	27	
Number and Algebra	Algebra-Determining Unknowns	45%	X	28	
Space and Geometry	Compass Bearing Problems-Directions	50%	X	29	
Measurement and Data	Arithmetic Operations-Speed	51%	X	30	5% of students who sat the test
Number	Arithmetic Operations-Percentages	51%	X	31	
Probability	Number Problems-Probability	54%	X	22	
Measurement and Data	Geometric Operations-Angles	55%	✓	21	
Patterns and Algebra	Algebra-Determining Unknowns	55%	✓	20	
Measurement and Data	Units and Measures-Angles	57%	✓	19	average

STTC Challenge & Test Result– FAQ

Q. How long can I attempt the STTC Challenge?

A. You will have maximum of **fourteen (14) days** for each STTC Challenge – from the following week of each STTC Reading, M.R/T.S test week. Please check the challenge period in the STTC Challenge page and complete the retest within the period.

Q. I can't see any questions. What's the problem?

A. The service automatically retrieves each subject questions you incorrectly answered in the recent STTC session, unless you didn't attend the test, or the test results haven't yet been recorded.

Q. How many questions are available for each challenge?

A. It automatically retrieves the maximum of 15 questions per subject you answered incorrectly in the recent tests. The order of the questions varies depending on your test score and test average score.

Q. How many questions will I see in each retest?

A. Each retest contains maximum of 5 questions and you have 2 minutes per question. After the 1st attempt, the next retest will show only the questions you got wrong.

Q. I can't see the 'Review' button.

A. The 'Review' button will appear when you answered all questions correctly or after the second retest.

Q. I can see my test score, but not my rank.

A. Your rank will be shown after gathering all other students' results, which usually takes one week of the test. Please check again on the following Saturday.

Q. When can I get my overall ranking and overall score?

A. To be able to produce the correct overall score and ranking, we need to collect all test scores (Reading, Writing, Mathematical Reasoning and Thinking Skills) from all STTC students. Therefore, it usually takes two weeks. Please check them out two weeks later after your test.

Q. My Mathematical Reasoning score is 24. Does it mean I got 24% correct answers?

A. No, it's your raw (original) test score – number of questions you answered correctly in the test. So, your Mathematical Reasoning score 24 means you got 69% (24 out of 35) correct answers.

Q. How was my overall score calculated?

A. Overall score (Maximum score: 100) = Reading (25%) + Writing(15%) + M.R.(25%) + T.S.(35%)

Q. Can I use the overall score to estimate my actual placement score?

A. The actual placement score is complex and require many calculations including test score scaling and moderation of school assessment scores. Your STTC test scores are not scaled and your overall score doesn't count your moderated school marks. Therefore, you cannot directly compare those two marks.

Q. I discontinued my STTC. Can I still access my previous STTC results online?

A. No, it's only available during your STTC enrolment period. When you resume your STTC, it will become available again.

What is Writing Review Lesson and Re-Test?

After completion of writing test for the week, its review video will be posted on the Cyberschool ‘Extra Video Lesson’ page in the following week (M.R./T.S. test week). This lesson video will explain how to pinpoint the writing instructions, plan your writing, keep it structured and get the highest mark.

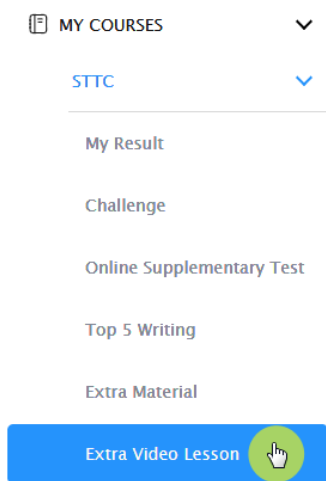
If your writing trial test score for the week is below the test average mark, you can attempt it again with the same writing task. Type and submit your writing in 30 minutes in the test window. We will then assess your second writing and provide a feedback for further improvement. Please note that the writing retest score does not replace your original writing score.

The **STTC Writing Re-Test** service opens during **normal term STTC M.R./T.S. trial test weeks only** and not available during the holiday course period.



How to Watch Writing Review Lesson

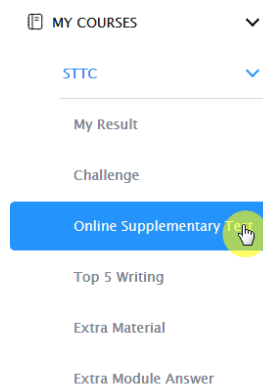
1. Go to ‘Extra Video Lesson’ below ‘MY COURSES > STTC’ on the menu bar.



2. Click the video link icon to open the video player and watch the lesson video.

How to Do Writing Re-Test

1. Go to ‘Online Supplementary Test’ below ‘MY COURSES > STTC’ on the top menu bar.



2. Click ‘Start’ button under Writing Re-Test to begin the test.
3. Click ‘Finish’ button at the top right corner when completed the test.
4. Go to the ‘My Result’ to check details with teacher comment.

Writing Video Lesson & Re-Test – FAQ

Q. When and how long can I access the writing re-test services?

A. The services open during normal term STTC M.R./T.S. trial test week (Saturday to Friday) only and **not available during the holiday STTC**.

Q. There is no start button for the writing retest in my test window.

A. If you didn't take the writing test in the previous week, its retest is not available.

Q. When I go to the online supplementary test page, I can't see the STTC tab.

A. The STTC tab is only visible during the scheduled service period. It's not visible if you discontinued the STTC.

What is Vocabulary List & Vocab Practice Test?

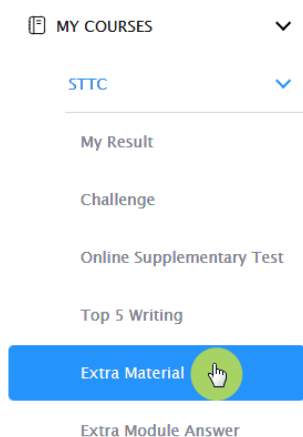
Building a strong vocabulary is critical as it leads to higher scores in the selective school reading and writing tests. Year 5 STTC students are provided with the vocabulary list for this reason. Students must memorise them all and attempt the vocabulary test at Cyberschool.

Vocabulary lists will be provided along with English workbook and as a pdf file format at Cyberschool, and the related practice tests will be provided online.

The vocabulary list and test will be uploaded on **the first day (Saturday) of Writing and Reading tests week** and available for the **next two (2) weeks**. Students must download it and attempt the test as soon as it's uploaded on Saturday and study it.

How to Download the Vocabulary List

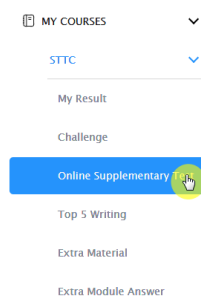
1. [Fig. 1] Go to 'Extra Material' below 'MY COURSES > STTC' on the menu bar.



2. Download the PDF file within given period to memorise for the following week's test.

How to Do Vocabulary Practice Test

1. Go to 'Online Supplementary Test' below 'MY COURSES > STTC' on the menu bar.




2. [Fig. 2] Click 'Start' button to begin the test. Click 'Finish' button at the top right corner when completed the test.
3. [Fig. 3] Reattempting test is available by clicking 'Practice' button next to the 'Test Review'. This will not affect to the original score.


Extra Material

* Materials are available only during the term. Pre-Uni New College does not provide the previous term's materials. Please download and save the material files during the available period.

Selective Trial Test Course

TEST	Vocabulary
15	

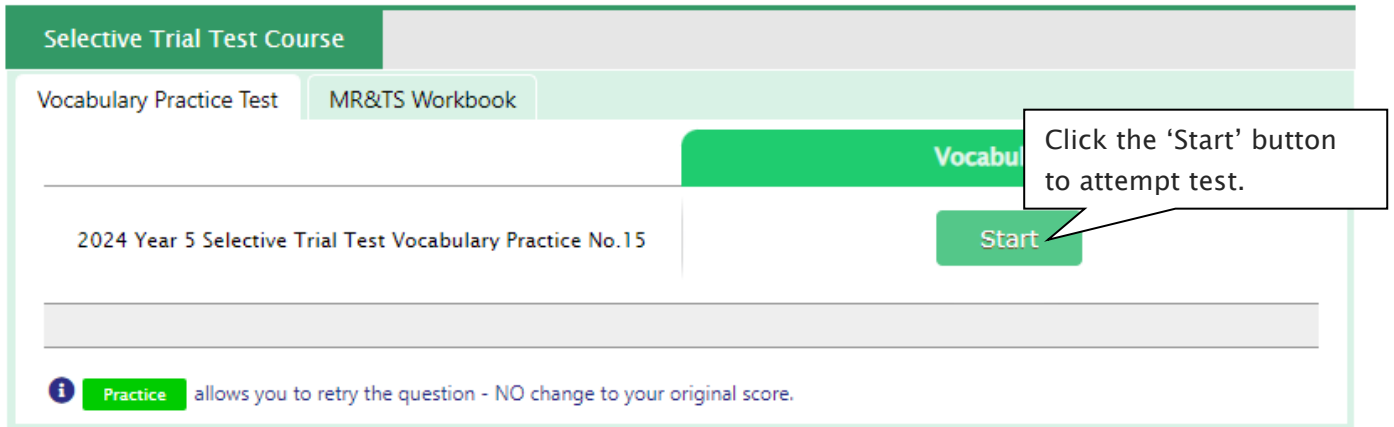
Click the icon to download the vocabulary list.

 All materials are in PDF file format. To view and print, you'll need the PDF reader or viewer software.

[Fig. 2]

Online Supplementary Test

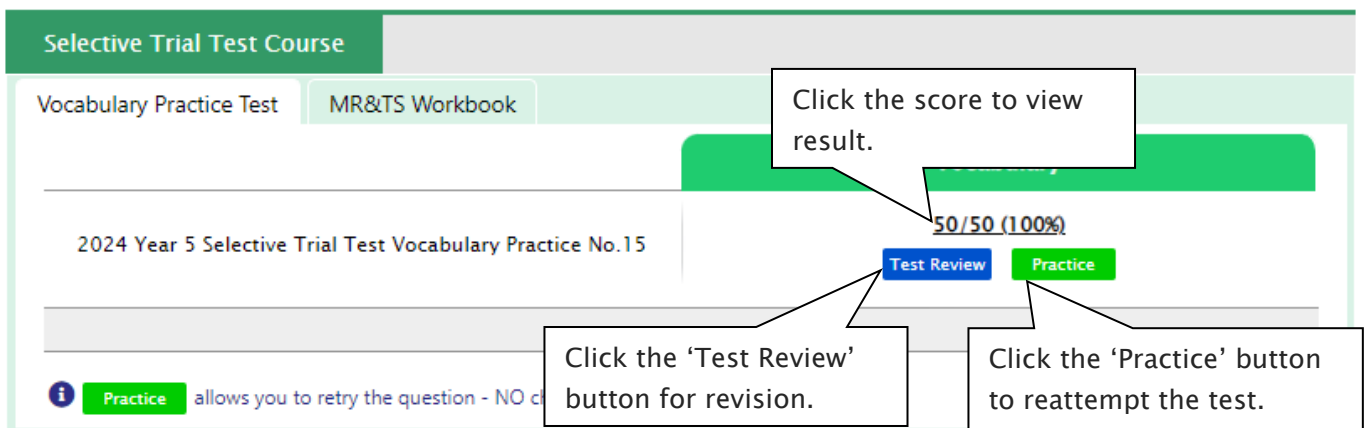
Term 2024-T4



[Fig. 3]

Online Supplementary Test

Term 2024-T4



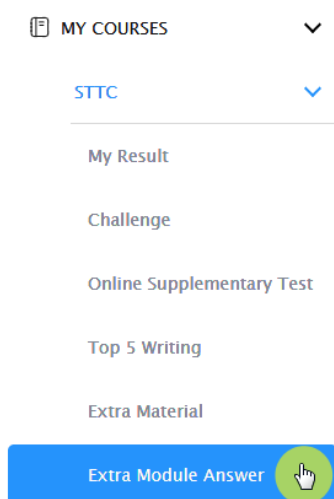
What is MR/TS Workbook Answer & Practice Question?

MR/TS Workbook that contains additional practice questions will be given at the end of the class during MR/TS test weeks. Module answer of this material will be provided for Year 5 STTC students on the first day of the week, and will be downloadable until the term finishes.

To be familiar with the computer test condition, these questions will also be provided online for the next two (2) weeks. Please note the date and remember to access them when available.

How to Download the Workbook Answer

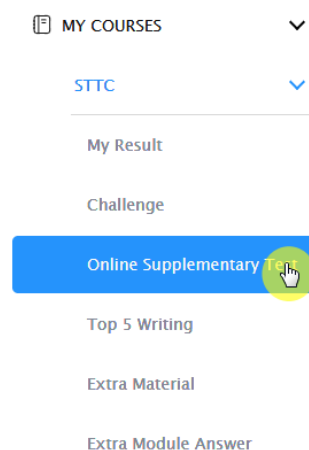
1. [Fig. 1] Go to 'Extra Module Answer' below 'MY COURSES > STTC' on the menu bar.



2. Download the PDF file within given period.
3. Parents can set a 6-digit passcode to download module answers, ensuring secure and controlled access.
4. [Fig. 2] Click on the 'Set Passcode' button to establish your passcode. Once set, this passcode will be required each time you access the module answer page.

How to Do Practice Question

1. Go to 'Online Supplementary Test' below 'MY COURSES > STTC' on the menu bar.




2. [Fig. 3] Click 'Start' button to begin the test. Click 'Finish' button at the top right corner when completed the test.
3. Reattempting test is available by clicking 'Practice' button next to the 'Test Review'. This will not affect to the original score.

[Fig. 1]

2024-T4 ▾

Selective Trial Test Course

TEST	Workbook
14	

Click the icon to download the answer.


i All answers are in PDF file format. To view and print, you'll need the PDF reader or viewer software.

[Fig. 2]


Module Answer

* Answers are available only during the term. Pre-Uni New College does not provide the previous term's answers.
Please download and save the answer files during the available period.

Click the button to set up passcode

Set Passcode 

Set up **PASSCODE** to view **Answer files**



Set Passcode

Passcode (6-digit)

Confirm Passcode

Email for reset P

Save

* This email is used for recommended to use know, which the student to the email used for

Enter Passcode for module answer

Type your account Passcode

Forget your Passcode?

[Fig. 3]

Online Supplementary Test

Term 2024-T4

The screenshot shows a web interface for a 'Selective Trial Test Course'. At the top left, there is a green header with the text 'Selective Trial Test Course'. Below this, there are two tabs: 'MR&TS Workbook' (active) and another one partially visible. The main content area shows a card for 'STTC No.14 Workbook'. On the right side of this card, there is a 'Start' button. To the right of the card, there is a summary box showing '8/10 (80%)' and two buttons: 'Test Review' (blue) and 'Practice' (green). At the bottom left, there is a green 'Practice' button with an information icon and a note: 'allows you to retry the question - NO change to your grade'. Four callout boxes with white backgrounds and black borders provide instructions: 1. 'Click the 'Start' button to attempt test.' points to the 'Start' button. 2. 'Click the 'Test Review' button for revision.' points to the 'Test Review' button. 3. 'Click the 'Practice' button to reattempt the test.' points to the 'Practice' button. 4. 'Click the score to view result.' points to the '8/10 (80%)' score.